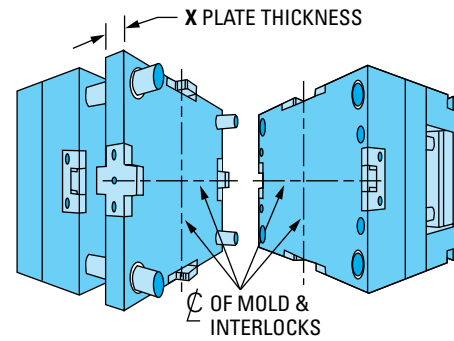
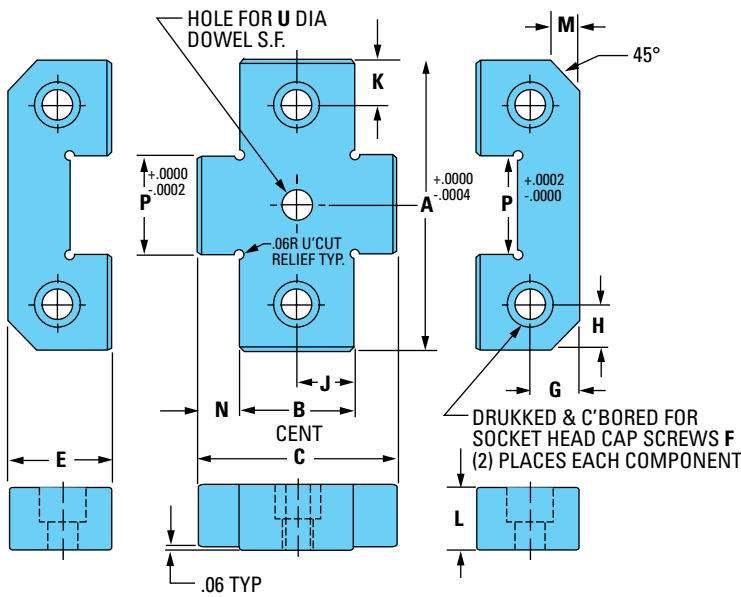



X-Style Straight-Side Interlocks

- Provides positive alignment between three adjacent plates when mold has two parting line openings, providing close alignment for interlock cavities and cores in stripper plate-type molds
- Used with AX-Series (floating plate) and X-Series (stripper plate) mold bases, as well as other mold bases with floating plates
- Interchangeable male PXM and female PLF details can be purchased individually



X-Style Straight-Side Interlocks – PLF, PXM

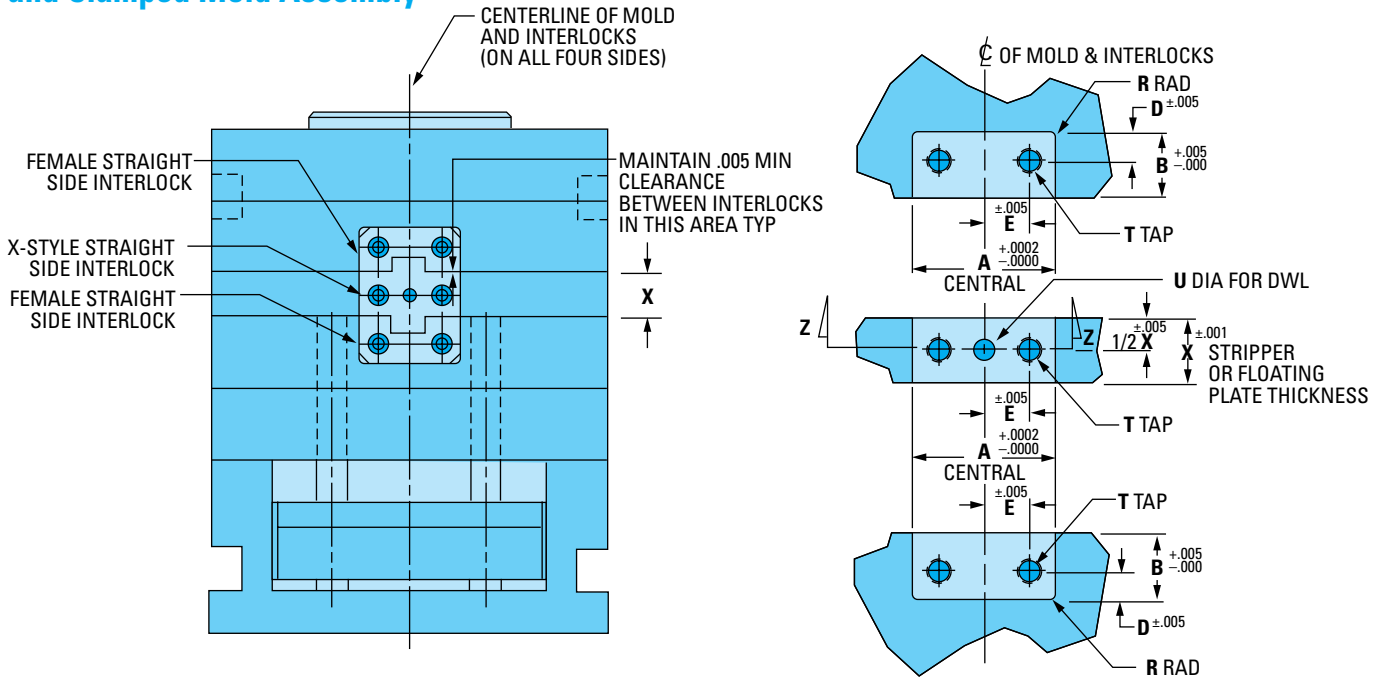
Material: AISI 8620 Steel-Carburized, Hardened and Ground **Hardness:** PXM: 50-55 HRC, PLF: 55-60 HRC

ITEM NUMBER		X PLATE THICKNESS	A NOMINAL	B	C	P NOMINAL	E	F	G	H	J	K	L	M	N	U DIA
FEMALE	X-STYLE															
PLF-0001 (2 REQ'D)	PXM-1001	.875	1.5000	.850	1.470	.5000	.870	1/4-20 X 3/4	.281	.281	.425	.281	.620	.19	.310	.2500 (1/4 DIA X 1" LG DWL)
	PXM-2001	1.375		1.350	1.970						.675					
PLF-0002 (2 REQ'D)	PXM-1002	.875	2.0000	.850	1.470	.6800	.870	1/4-20 X 3/4	.375	.375	.425	.375	.620	.19	.310	.2500 (1/4 DIA X 1" LG DWL)
	PXM-2002	1.375		1.350	1.970						.675					
PLF-0003 (2 REQ'D)	PXM-1003	.875	3.0000	.850	1.950	1.0000	1.370	3/8-16 X 1	.688	.375	.425	.375	.745	.19	.550	.3750 (3/8 DIA X 1 1/4 LG DWL)
	PXM-2003	1.375		1.350	2.450						.675					
PLF-0004 (2 REQ'D)	PXM-2004	1.375	4.0000	1.350	2.890	1.3750	1.870	3/8-16 X 1	.875	.625	.675	.625	.745	.50	.770	.3750 (3/8 DIA X 1 1/4 LG DWL)
	PXM-3004	1.875		1.850	3.390						.925					
PLF-0005 (2 REQ'D)	PXM-2005	1.375	5.0000	1.350	2.890	1.7500	1.870	1/2-13 X 1 1/4	.875	.750	.675	.750	1.120	.50	.770	.5000 (1/2 DIA X 2" LG DWL)
	PXM-3005	1.875		1.850	3.390						.925					

NOTE: (2) socket head cap screws and (1) dowel of the size and length indicated in the chart are included with each X-Style interlock. Additionally, (2) socket head cap screws of the size and length indicated in the chart are included with each female interlock.

X-Style Straight-Side Interlocks

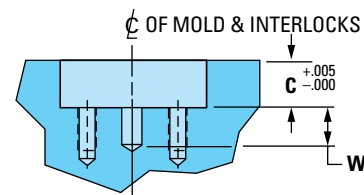
Basic Dimensions for Machining Pockets for X-Style and Female Interlocks on Centerlines of the Closed and Clamped Mold Assembly



The D-M-E X-Style straight-side interlocks are designed for use on molds with floating plates when the two parting lines must be closely aligned with each other. The X-Style straight-side interlocks are designed to be used, and to mate with two of the equivalent size D-M-E female straight-side interlocks. The X-Style interlocks are typically used on "X" and "AX" series mold bases, as well as other mold bases with floating plates.

Typical application is for use on a mold base with a stripper or floating plate. (4) X-Style interlocks and (8) female interlocks are used per mold assembly. One set is used on centerline of each end and one set on centerline of each side.

VIEW OF POCKET ON CENTERLINE OF MOLD



Moldmaker to adjust fit to suit as needed for specific application. Please contact D-M-E for complete installation instructions for the X-Style Interlocks.

ITEM NUMBER		X PLATE THICKNESS	A CENT	B	C	D	E	T TAP	Ø U	W	R RAD
FEMALE	X-STYLE										
PLF-0001 (2 REQ'D)	PXM-1001	.875	1.5000	.875	.625	.281	.469	1/4-20 UNC X .56 DEEP (1/4-20 X 3/4 LG S.H.C.S.)	.2500 (1/4 DIA X 1" LG DWL)	.50	.12
	PXM-2001	1.375									
PLF-0002 (2 REQ'D)	PXM-1002	.875	2.0000	.875	.625	.375	.625	1/4-20 UNC X .56 DEEP (1/4-20 X 3/4 LG S.H.C.S.)	.2500 (1/4 DIA X 1" LG DWL)	.50	.12
	PXM-2002	1.375									
PLF-0003 (2 REQ'D)	PXM-1003	.875	3.0000	1.375	.750	.688	1.125	3/8-16 UNC X .88 DEEP (3/8-16 X 1" LG S.H.C.S.)	.3750 (3/8 DIA X 1 1/4 LG DWL)	.62	.12
	PXM-2003	1.375									
PLF-0004 (2 REQ'D)	PXM-2004	1.375	4.0000	1.875	.750	.875	1.375	3/8-16 UNC X .88 DEEP (3/8-16 X 1" LG S.H.C.S.)	.3750 (3/8 DIA X 1 1/4 LG DWL)	.62	.38
	PXM-3004	1.875									
PLF-0005 (2 REQ'D)	PXM-2005	1.375	5.0000	1.875	1.125	.875	1.750	1/2-13 UNC X 1.00 DEEP (1/2-13 X 1 1/4 LG S.H.C.S.)	.5000 (1/2 DIA X 2" LG DWL)	1.00	.38
	PXM-3005	1.875									

NOTE: (2) socket head cap screws and (1) dowel of the size and length indicated in the chart are included with each X-Style interlock. Additionally, (2) socket head cap screws of the size and length indicated in the chart are included with each female interlock.